



AMPMODU

TE Internal #: 1375791-2


PC/104 Connectors, Board-to-Board, 104 Position, .1 in [2.54 mm]

Centerline, Printed Circuit Board, Signal, Board Mount, -67 – 221 °F

[-55 – 105 °C]

[View on TE.com >](#)

Connectors > PCB Connectors > Board-to-Board Connectors > PC/104 Connectors



Connector System: **Board-to-Board**

Number of Positions: **104**

Centerline (Pitch): **2.54 mm [.1 in]**

Number of Loaded Positions: **104**

Sealable: **No**

Features

Product Type Features

Connector System	Board-to-Board
Sealable	No
Connector & Contact Terminates To	Printed Circuit Board

Configuration Features

Number of Standoffs	4
Stacking Configuration	Stack Through
Number of Positions	104
Number of Loaded Positions	104

Electrical Characteristics

Dielectric Withstanding Voltage (Max)	500 VAC
Insulation Resistance	1000 MΩ

Contact Features

Contact Mating Area Plating Material	Gold
Contact Base Material	Phosphor Bronze
Contact Current Rating (Max)	3 A

Termination Features

Termination Post & Tail Length	12.27 mm[.483 in]
Termination Method to Printed Circuit Board	Through Hole - Press-Fit



Mechanical Attachment

PCB Mount Retention Type	Action/Compliant Tail
Connector Mounting Type	Board Mount

Housing Features

Housing Material	Nylon - GF
Housing Color	Black
Centerline (Pitch)	2.54 mm[.1 in]

Usage Conditions

Operating Temperature Range	-55 – 105 °C[-67 – 221 °F]
-----------------------------	----------------------------

Operation/Application

Solder Process Feature	Board Standoff
Circuit Application	Signal

Industry Standards

UL Flammability Rating	UL 94V-0
------------------------	----------

Other

Comment	Flat-rock insertable, See Specific Info Link for information on a PC/104 Extraction Tool.
---------	---

Product Compliance

[For compliance documentation, visit the product page on TE.com>](#)


EU RoHS Directive 2011/65/EU	Not Compliant
EU ELV Directive 2000/53/EC	Not Compliant
China RoHS 2 Directive MIIT Order No 32, 2016	Restricted Materials Above Threshold
EU REACH Regulation (EC) No. 1907/2006	Current ECHA Candidate List: JUNE 2022 (224) Candidate List Declared Against: JUNE 2022 (224) Does not contain REACH SVHC
Halogen Content	Not Low Halogen - contains Br or Cl > 900 ppm.
Solder Process Capability	Not applicable for solder process capability

Product Compliance Disclaimer


This information is provided based on reasonable inquiry of our suppliers and represents our current actual knowledge based on the information they provided. This information is subject to change. The part numbers that TE has identified as EU RoHS compliant have a maximum concentration of 0.1% by weight in homogenous materials for lead, hexavalent

chromium, mercury, PBB, PBDE, DBP, BBP, DEHP, DIBP, and 0.01% for cadmium, or qualify for an exemption to these limits as defined in the Annexes of Directive 2011/65/EU (RoHS2). Finished electrical and electronic equipment products will be CE marked as required by Directive 2011/65/EU. Components may not be CE marked. Additionally, the part numbers that TE has identified as EU ELV compliant have a maximum concentration of 0.1% by weight in homogenous materials for lead, hexavalent chromium, and mercury, and 0.01% for cadmium, or qualify for an exemption to these limits as defined in the Annexes of Directive 2000/53/EC (ELV). Regarding the REACH Regulation, the information TE provides on SVHC in articles for this part number is based on the latest European Chemicals Agency (ECHA) 'Guidance on requirements for substances in articles' posted at this URL: <https://echa.europa.eu/guidance-documents/guidance-on-reach>

Compatible Parts



TE Part # 1375791-1
ASSY, 64/40 POS PC104



TE Part # 1375791-4
PC104 ASY 4S/0 STKTHRU UNKEY LF

Documents

Product Drawings

PC104 ASY 4S/0 STKTHRU UNKEYED

English

CAD Files

Customer View Model

[ENG_CVM_1375791-2_F.3d_igs.zip](#)

English

Customer View Model

[ENG_CVM_1375791-2_F.3d_stp.zip](#)

English

Customer View Model

[ENG_CVM_1375791-2_F.2d_dxf.zip](#)

English

3D PDF

English

By downloading the CAD file I accept and agree to the [Terms and Conditions](#) of use.

Datasheets & Catalog Pages

AMPMODU_INTERCONNECTION_SYSTEM_SECTION1AND2

English

Product Specifications

Application Specification

English

Agency Approvals



UL Report

English